

RECOMMENDED P.C.B LAYOUT




INSPECTION DIMENSION:(A)~(M)

**SPECIFICATIONS**

1. D-SUB
- 1.1 Voltage: 250 VAC(RMS) Max.
- 1.2 Current Rating: 3 Ampere per Contact
- 1.3 Contact Resistance: 25 Milliohms Max.
- 1.4 Insulation Resistance: 5000 Megohms Min.
- 1.5 Dielectric Withstanding Voltage: 1000 VAC(RMS)
- 1.6 Total Mating Force: 15.8 Kgf Max.
- 1.7 Total Unmating Force: 1.8 Kgf Min.
- 1.8 Operating Temperature: -55°C to +85°C

**NOTES**

1. MATERIAL:
  - Housing:PBT, UL 94V-0, Color:Black.
  - Terminal:Copper Alloy.
  - Shell:SPCC.
  - Boardlock:Copper Alloy.
  - Bracket:Zinc Alloy.
2. FINISH:
  - Terminal:Gold Plated over Nickel at Contact Area.
  - Tin Plated over Nickel at Solder Ared.
  - Shell:Nickel Plated.
  - Boardlock:Tin Plated.
  - Bracket:Nickel Plated.
3. This Product is LEAD-FREE & RoHS Compliance Product.

 <span style="font-size: 24px; font-weight: bold;">深圳市华宇创精密电子有限公司</span>			
<b>TOLERANCE:</b> X.X ±0.30 X.XX ±0.25 X.XXX ±0.15 X' ±2' X.X' ±0.5'	<b>DRAWN BY :</b> 陈一鸣	<b>DATE :</b> 2014-02-23	<b>PART NAME:</b> HDR44母 对 HDR44公 间距19.05 铆锁
	<b>CHECKED BY:</b> 马跃	<b>DATE :</b> 2014-02-23	<b>PART NO.</b> HVC255-VGA88C-195
  <b>UNIT: mm [inch]</b>	<b>APPROVED BY:</b> 邱敏	<b>DATE :</b> 2014-02-23	<b>DRAW NO:</b> HVC-2605121027
	<b>SCALE:1:1</b>	<b>SIZE: A4</b>	<b>SHEET NO.</b> 1 OF 1